



# The new base



Program 2017

## CARGOPOWER - the new base

The modern CARGOPOWER radial carcasses are equipped with stable belt layers and an extra-wide tread construction which ensures a high level of stability and running smoothness. The newly designed tyre belt as well as the high-performance steel inserts make the tyres particularly long-lasting and the price-performance leader in the basic range.



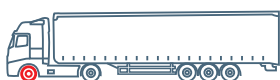
### CSM 191

Steering axle tyres for multifunctional use

Efficient tread for use on dry and wet road

**Tyre size:**  
315/70 R 22.5

This profile is designed for the steering in multifunctional applications in regional and long-haul traffic. It ensures very good adhesion on different road surfaces.



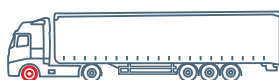
### CSM 190

Steering axle tyres for regional and long-haul use

Safer handling in all weather conditions

**Tyre size:**  
295/80 R 22.5  
315/80 R 22.5

This tread features four wide tread grooves with an innovative block design, which makes the multifunctional steering axle tyre a safe and reliable partner.



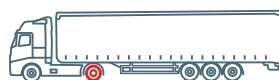
### CDM 123

Modern drive wheel tyres for mixed applications

Long-lasting tread for all weather conditions

**Tyre size:**  
315/70 R 22.5  
315/80 R 22.5

This multi-function tyre is suitable for mixed use in regional and long-haul transport. The optimised and long-lasting tread compound guarantees good traction in all weather conditions.



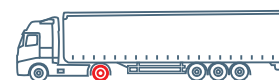
### CDR 183

Drive wheel tyre for year-round local and regional use

Blade block profile provides firm grip on any road surface

**Tyre size:**  
295/80 R 22.5  
315/80 R 22.5

This modern tread offers a wide footprint for reliable drive in local and regional traffic. The blade and the block design guarantee a firm grip.



	CSM 191	CSM 190	CDM 123	CDR 183	CGC 180	CDC 162	CDC 182	CDC 102
	E	C	E	E	D	D	E	E
	C	B	C	C	D	C	C	C
	) 73	) 73	) 73	) 73	) 73	) 74	) 73	) 73



## CGC 180

Robust all-position tyre for mixed use

Outstanding grip on loose terrain

**Tyre size:**  
13 R 22.5  
315/80 R 22.5

The profile CGC 180 is characterised by an extremely high durability and a broad tyre shoulder. This makes it a real all-rounder for construction site and mixed applications.



## CDC 162

Construction site drive wheel tyre with extra deep tread of 21 mm

Tread with extremely flexible, long lasting block design

**Tyre size:**  
315/80 R 22.5

This profile impresses with an extra deep tread of 21 mm. Due to the particularly flexible block design and the hexagonal tread surface, the profile is particularly durable.



## CDC 182

Drive wheel tyres for demanding applications

19mm tread depth with cut-resistant rubber compound

**Tyre size:**  
13 R 22.5  
315/80 R 22.5

The CDC 182 has an extra high tread and an open tyre shoulder. This ensures good traction in construction site use and guarantees good dirt and water repellence.



## CDC 102

Drive wheel tyres for construction sites and local transport (possible on the front axle)

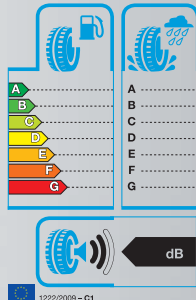
Extra deep tread for optimal operating life

**Tyre size:**  
315/80 R 22.5

The profile offers a very good price-performance ratio in mixed construction site and regional use. The reinforced carcass effectively protects the tyre against puncture and impact damage.



CTM 101	CTR 150
C	C
C	D
) 73	) 73



## CTM 101

Modern all-round tyre for trailers and steering axles

Long-life compound for low rolling resistance

**Tyre size:**  
385/65 R 22.5



## CTR 150

Efficient 5-groove trailer tyre for local and regional use


Robust tyre shoulder and flex-blades for optimum shunting protection

**Tyre size:**  
385/55 R 22.5  
385/65 R 22.5  
425/65 R 22.5

The CTM 101's multi-use-tread convinces as a universal tyre for trailers and steering axles with a high-quality long-life compound and an extra-reinforced tread with cross blades.

The tread CTR 150 offers all the advantages of a tried and tested trailer tyre. The integrated flex-blades and the broad, robust tyre shoulder improve the wear during manoeuvring.



 Long-haul transport



 Construction site

 Local and regional transport

**M+S** M + S ID (mud and snow tyre)



## Technical specifications



Rolling resistance



Wet grip



Rolling noise

Article no.	Tyre size	Tread	TT/TL	M+S	Width mm	Dia- meter mm	Tread depth mm	Single / Twin tyre		Standard rim	Speed symbol	Single recom- mended air pres- sure (bar)	Twin tyre recom- mended air pressure (bar)			
								load capacity kg	load capacity kg							
103.66.031	13 R 22.5	CDC 182	TL	M+S	320	1124	19	154	151	9.75	L	8,3	8,3	E	C	) 73
103.66.030	13 R 22.5	CGC 180	TL		320	1124	17	154	151	9.75	L	8,5	7,5	D	D	) 73
103.66.071	295/80 R 22.5	CDR 183	TL	M+S	298	1050	20,5	152	148	9.00	M	8,5	7,5	E	C	) 73
103.66.070	295/80 R 22.5	CSM 190	TL		298	1044	15,5	152	148	9.00	M	8,5	7,5	C	B	) 73
103.66.043	315/70 R 22.5	CDM 123	TL	M+S	312	1020	17	152	148	9.00	M	8,5	7,5	E	C	) 73
103.66.042	315/70 R 22.5	CSM 191	TL		312	1014	14,5	152	148	9.00	M	8,5	7,5	E	C	) 73
103.66.085	315/80 R 22.5	CDC 102	TL	M+S	312	1082	20,5	156	151	9.00	M	8,5	7,5	E	C	) 73
103.66.089	315/80 R 22.5	CDC 182	TL	M+S	312	1082	21	156	151	9.00	L	8,5	7,5	E	C	) 73
103.66.087	315/80 R 22.5	CDC162	TL	M+S	312	1082	21	156	151	9.00	L	8,5	7,5	D	C	) 74
103.66.090	315/80 R 22.5	CDM 123	TL	M+S	312	1076	17,5	156	151	9.00	M	8,5	7,5	E	C	) 73
103.66.088	315/80 R 22.5	CDR 183	TL	M+S	312	1088	22	156	151	9.00	M	8,5	7,5	E	C	) 73
103.66.086	315/80 R 22.5	CGC 180	TL		312	1076	17	156	151	9.00	M	8,5	7,5	D	D	) 73
103.66.084	315/80 R 22.5	CSM 190	TL		312	1076	17	156	151	9.00	M	8,5	7,5	C	B	) 73
103.66.110	385/55 R 22.5	CTR 150	TL		386	996	15	160		11.75	K	9,0	-	C	D	) 73
103.66.116	385/65 R 22.5	CTM 101	TL		389	1072	15	160		11.75	K	9,0	-	C	C	) 73
103.66.115	385/65 R 22.5	CTR 150	TL		389	1072	16	160		11.75	K	9,0	-	C	D	) 73
103.66.130	425/65 R 22,5	CTR 150	TL		430	1124	20	165		13.00	K	9,0	-	C	D	) 73



**CSM 191**



**CSM 190**



**CDM 123**



**CDR 183**



**CGC 180**



**CDC 162**



**CDC 182**



**CDC 102**



**CTM 101**



**CTR 150**

**CARGOPOWER** tyres are marketed by the Bohnenkamp group of companies.

As a leading supplier of commercial vehicle tyres, they guarantee 100% customer support throughout Europe\*.

\* in all countries, with companies of the Bohnenkamp group.  
For further information, please visit [www.bohnenkamp.com](http://www.bohnenkamp.com)

 **Best price performance ratio**

 **On-site support**

 **Service in the national language**

 **Fastest possible delivery time (24h)**

For further information on the brand, please visit [www.cargopower-tyre.com](http://www.cargopower-tyre.com) or call the Cargopower Hotline +49 800 7381840.

**Sales via the local specialist retailer.**

The logo for CARGOPOWER features a stylized 'C' icon on the left, composed of a red upper arc and a grey lower arc. To the right of the icon, the word 'CARGOPOWER' is written in a bold, italicized sans-serif font. 'CARGO' is in grey and 'POWER' is in red.